

# Pastoral Theology

**Hebrews 6:1** *Therefore, having left the discourse of the beginning of Christ, let us go on to full growth, not laying again the foundation of repentance from dead works, and of faith toward God, (MKJV)*



Notes by

*Leo Harris*

Founder of the CRC Australia

Copyright ©Traillblazer Ministries Worldwide 2012

All rights in this study guide are reserved world-wide

No part of the book may be reproduced in any manner whatsoever without the written permission of Traillblazer Ministries, except for brief quotations embodied in critical articles or reviews

"Scripture taken from the Holy Bible, Modern King James Version  
Copyright © 1962 – 1998 By Jay P. Green, Sr.  
Used by permission of the copyright holder."

Published and printed by Traillblazer Ministries

[www.traillblazer.org](http://www.traillblazer.org)

[traillblazer@gmail.com](mailto:traillblazer@gmail.com)

Dominus inluminatio mea  
(The Lord is my Light.)

Psalm 27

Impacting Generations with the Light of the Word

# Table of Contents

<b>Introduction .....</b>	<b>5</b>
<b>Assessment Requirements .....</b>	<b>7</b>
<b>1. THE CHALLENGE TO THE MINISTRY .....</b>	<b>9</b>
I. THE PRESSURE BUILD-UP.....	9
II. SOME AREAS OF PRESSURE .....	9
III. THE EFFECTS OF PRESSURES .....	10
IV. HOW TO HANDLE PRESSURES .....	11
<b>2.THE CALL OF GOD.....</b>	<b>15</b>
I. WHAT CONSTITUTES A CALL? .....	15
II. CONFIRMATION OF THE CALL .....	15
III. THE COST OF A CALL.....	16
<b>3. THE MINISTER .....</b>	<b>17</b>
I. THE MINISTER.....	17
II. PERSONAL POINTS .....	18
III.THE PASTOR'S HOME .....	18
IV. THE SERVICE.....	19
V. VISITATION .....	21
<b>4. PETECOSTAL PREACHING .....</b>	<b>25</b>
I. THE MAN.....	25
II. THE MAKING OF THE SERMON .....	27
III. METHOD OF DELIVERY .....	28
IV. MANNERS OF A PREACHER .....	28
<b>5.CHRISTIAN LEADERSHIP AND TEAMWORK .....</b>	<b>31</b>
INTRODUCTION: .....	31
I . LEADERSHIP - NATURAL AND SPIRITUAL .....	31
II . INDISPENSABLE PERSONAL QUALIFICATIONS.....	32
III. THE PRICE OF LEADERSHIP .....	34
IV. THE LEADER AND HIS TEAM.....	34
<b>6. COMBATING DISCOURAEGMENT .....</b>	<b>37</b>
I. THE CAUSE .....	37
II. THE CURE.....	37
<b>7. SPECIAL SERVICES .....</b>	<b>39</b>
INTRODUCTION .....	39
I. GENERAL .....	39
II. FUNERALS .....	39
III. WEDDINGS.....	40
<b>Appendix One.....</b>	<b>45</b>
<b>Appendix Two .....</b>	<b>49</b>

<b>Appendix Three.....</b>	<b>51</b>
<b>Appendix Four .....</b>	<b>55</b>

## Introduction

The aim of this study is that through it you will gain a better insight into the integrity that is required of a Minister of God in any corner of the Vineyard.

God's wisdom comes to us as we follow His directives found in His Word.

*1 Corinthians 1:19 For it is written, "I will destroy the wisdom of the wise, and I will set aside the understanding of the perceiving ones." 20 Where is the wise? Where is the scribe? Where is the lawyer of this world? Has not God made foolish the wisdom of this world? (MKJV)*

Refereeing to *Isaiah 19:3*

This study was written by the late Ps. Leo Harris for the purpose of giving young pastors and fledgling churches in a young movement a guideline to follow. Some of the comments are indigenous issues common to Australia and they may not apply in other countries, but the overall guidelines in this study are essential for all aspiring leaders and pastors to take hold of.

This subject will have a two part assessment. The first will be a set of multiple choice questions followed by a written section.

These notes are written in point form in many places and as part of your assessment you will be required to explain in your words your interpretation and understanding.

Both sections must be completed and returned by email to us as a **Word Document**, for full assessment.

Ps. Ian Traill M.Th



## Assessment Requirements

This is an open book examination and you are permitted to read back through the book and get the answers if needed. You are not required to answer these questions from your memory because it is my desire to train people who will research their answers and know why they believe things.

Assessment for this study covers two areas. One is the multiple choice questions and the second part is a written section. Both parts need to be completed for full assessment.

The multiple choice questions and the written section must be returned to us for recording all results.

1. Please answer all multiple choice questions on your assessment answer sheet.

- Please mark your assessment answer sheet square with an **X**.
  - Select; A, B, C, D or E
  - A for True
- or
- B for False.

Please mark your answer square with an "X".

	T	F	C	D	E		T	F	C	D	E
	A	B					A	B			
1	<input type="checkbox"/>	<input type="checkbox"/>	<input checked="" type="checkbox"/>	<input type="checkbox"/>	<input type="checkbox"/>	26	<input checked="" type="checkbox"/>	<input type="checkbox"/>	<input type="checkbox"/>	<input type="checkbox"/>	<input type="checkbox"/>
2	<input type="checkbox"/>	<input type="checkbox"/>	<input type="checkbox"/>	<input checked="" type="checkbox"/>	<input type="checkbox"/>	27	<input type="checkbox"/>	<input type="checkbox"/>	<input type="checkbox"/>	<input checked="" type="checkbox"/>	<input type="checkbox"/>
3	<input type="checkbox"/>	<input checked="" type="checkbox"/>	<input type="checkbox"/>	<input type="checkbox"/>	<input type="checkbox"/>	28	<input type="checkbox"/>	<input type="checkbox"/>	<input checked="" type="checkbox"/>	<input type="checkbox"/>	<input type="checkbox"/>
4	<input checked="" type="checkbox"/>	<input type="checkbox"/>	<input type="checkbox"/>	<input type="checkbox"/>	<input type="checkbox"/>	29	<input type="checkbox"/>	<input checked="" type="checkbox"/>	<input type="checkbox"/>	<input type="checkbox"/>	<input type="checkbox"/>
5	<input type="checkbox"/>	<input type="checkbox"/>	<input type="checkbox"/>	<input checked="" type="checkbox"/>	<input type="checkbox"/>	30	<input type="checkbox"/>	<input type="checkbox"/>	<input type="checkbox"/>	<input checked="" type="checkbox"/>	<input type="checkbox"/>
6	<input type="checkbox"/>	<input type="checkbox"/>	<input checked="" type="checkbox"/>	<input type="checkbox"/>	<input type="checkbox"/>	31	<input checked="" type="checkbox"/>	<input type="checkbox"/>	<input type="checkbox"/>	<input type="checkbox"/>	<input type="checkbox"/>
7	<input type="checkbox"/>	<input type="checkbox"/>	<input checked="" type="checkbox"/>	<input type="checkbox"/>	<input type="checkbox"/>	32	<input type="checkbox"/>	<input type="checkbox"/>	<input type="checkbox"/>	<input type="checkbox"/>	<input type="checkbox"/>
8	<input checked="" type="checkbox"/>	<input type="checkbox"/>	<input type="checkbox"/>	<input type="checkbox"/>	<input type="checkbox"/>	33	<input type="checkbox"/>	<input type="checkbox"/>	<input type="checkbox"/>	<input type="checkbox"/>	<input type="checkbox"/>
9	<input type="checkbox"/>	<input type="checkbox"/>	<input type="checkbox"/>	<input type="checkbox"/>	<input type="checkbox"/>	34	<input type="checkbox"/>	<input type="checkbox"/>	<input type="checkbox"/>	<input type="checkbox"/>	<input type="checkbox"/>
10	<input type="checkbox"/>	<input type="checkbox"/>	<input type="checkbox"/>	<input type="checkbox"/>	<input type="checkbox"/>						
11	<input type="checkbox"/>	<input type="checkbox"/>	<input type="checkbox"/>	<input type="checkbox"/>	<input type="checkbox"/>						

2. Second step please write your impressions from all chapters.

- Use key points that you found were beneficial from each chapter.





# 1. THE CHALLENGE TO THE MINISTRY

## I. THE PRESSURE BUILD-UP

Added by Ian Traill for clarification.

Ministry is firstly one of interaction with God. God will bring a refreshing to those who spend time with Him. On the other hand it is also the interaction with other people and organisations that may cause a drain on a person's spiritual, emotional, psychological and physical wellbeing.

By identifying these areas where pressure may build up, it is hoped that any leader may overcome them before they become a problem.

## II. SOME AREAS OF PRESSURE

- A. Increasing opposition in our secular society to things spiritual and supernatural.
- B. Direct Satanic attacks:
  - 1. Sickness, discouragement, confusion, etc.
  - 2. Consider the 3-fold attack of enemy in Joshua.

Added by Ian Traill for clarification.

The 3-fold attack of the enemy

God commanded us in *Joshua to be strong and very courageous* and then He tells us in verse 8 to study the word and meditate on it to have success.

The *enemy's attack* is *three-fold*: to **steal, kill and destroy**. The enemy will use **deception, temptation and accusation** to try and destroy the faith of the faithful.

*Joshua 1:7 Only be strong and very courageous so that you may be careful to do according to all the Law which My servant Moses commanded you. Do not turn from it to the right or to the left, so that you may act wisely wherever you go. 8 This book of the Law shall not depart out of your mouth, but you shall meditate on it by day and by night, so that you may be careful to do according to all that is written in it. For then you shall make your way prosperous, and then you shall act wisely. 9 Have I not commanded you? Be strong and of good courage. Do not be afraid, neither be dismayed. For Jehovah your God is with you in all places where you go. (MKJV)*

**Countermeasures**

Our countermeasures are listed in Ephesians 6:10 to 18 noting the key point made in verse in 13 and 14... *“having done all, to stand. 14 Therefore stand”*. This is the approach of an over-comer.

*Ephesians 6:10 Finally, my brothers, be strong in the Lord and in the power of His might. 11 Put on the whole armor of God so that you may be able to stand against the wiles of the devil. 12 For we do not wrestle against flesh and blood, but against principalities, against powers, against the world's rulers, of the darkness of this age, against spiritual wickedness in high places. 13 Therefore take to yourselves the whole armor of God, that you may be able to withstand in the evil day, and having done all, to stand. 14 Therefore stand, having your loins girded about with truth, and having on the breastplate of righteousness 15 and your feet shod with the preparation of the gospel of peace. 16 Above all, take the shield of faith, with which you shall be able to quench all the fiery darts of the wicked. 17 And take the helmet of salvation, and the sword of the Spirit, which is the Word of God, 18 praying always with all prayer and supplication in the Spirit, and watching to this very thing with all perseverance and supplication for all saints.(MKJV)*

We need to reflect on God's goodness remembering He is a faithful God. We need to immerse ourselves in Him and know His love will overcome all difficulties as we trust in His promises. We are instructed to not be discouraged nor dismayed.

### **III. THE EFFECTS OF PRESSURES**

- A. Reveal deficiencies in our own spiritual character and personality which may be chinks in our armour.
- B. Bring us back to basics.
- C. Reveal what we really possess.  
*“We only really possess what we can hold under pressure”.*
- D. Test our priorities and sense of values.
- E. Bring us into a place of power and effectiveness.

**E.g.**

**Jesus:** Luke 4:1-14, cf. Mark 1:12.

**Paul:** 2 Corinthians 12:7-10

- F. Produce for us a future reward and glory.

2 Corinthians 4:17, etc.

## **IV. HOW TO HANDLE PRESSURES**

### **A. With Wisdom**

1. The word of wisdom... I Corinthians 12:8
2. Claiming... James 1:5; 3:13-18
3. Better to be wise according to God's standards than smart according to the world's standards.
4. Try to avoid making important decisions under pressure until able to determine the origin and nature of the pressure, i.e. of God, Satan, circumstances, or personal causes (such as errors of judgment, foolishness, disobedience, etc.)

### **B. By Faith**

1. Cannot effectively handle pressures by negative methods, such as compromise or condemnation, either in personal life or in ministry.
2. Negative instructions must be undergirded by positive revelation, e.g. Romans 6; I Corinthians 6:19-20; Colossians 3, etc. Resist temptation to deal with negative situations by negative means.
3. Consider two kinds of "blessedness" in the New Testament.
  - a. "Makarismos"-by an inward change of disposition being intensely happy regardless of outward circumstances. Matthew 5:3-12; Luke 6:20-23;
  - and
  - b. "Eulogia"- eulogy, a good utterance, whereby God declares us to be blessed. Galatians 3:9, 14; Ephesians 1:3, etc.

*Application: let us not induce within ourselves, or in others, "WOE", instead of BLESSEDNESS {"makarismos"}. Let us not pronounce upon ourselves, nor upon others, a CURSE or CONDEMNATION, when God has pronounced BLESSEDNESS {eulogia}.*

4. Remember the difference between faith (the noun) and believe (the verb). Faith is what we have, believe is what we do.

As a new creation we have faith, but our BELIEVING can be wrong. Believing involves attitudes, emotions, expectancy and

actions.

We must learn to handle pressures by RIGHT BELIEVING!

### C. In Love

1. The nature of “agape”. The following is quoted from W.E. Vine’s “Expository Dictionary of New Testament Words”:

*“Love can be known only from the action it prompts. God’s love is seen in the gift of His Son... I John 4:9, 10. But obviously this is not the love of complacency, or affection, that is, it was not drawn out by any excellence in its objects... Romans 5:8”.*

*It was the exercise of the Divine will in deliberate choice, made without assignable cause save that which lies in the nature of God Himself, cp. Deuteronomy 7:7, 8...*

*“Christian love, whether exercised toward the brethren, or toward men generally, is not an impulse from the feelings, it does not always run with the natural inclinations, nor does it spend itself only upon those for whom some affinity is discovered. Love seeks the welfare of all... Romans 15:2, and works no ill to any ...Romans 13:8-10.”*

2. Agape is in us... Romans 5:5; 2Timothy 1:7.

We need only to release it by the renewal of our minds and attitudes.

3. Agape is a liberating principle...Romans 13:8, 10.

We need not dance, nor make our people dance to some legalistic jingle-jangle when we walk in the revelation of agape.

(Added by Tony Smits for clarification - Illustrations in Appendix One, Slide Five, page 47)

4. Agape is not emotional or sentimental...Philippians 1:9-10.

It flows between the banks of knowledge and discernment. (E.g. Calvary).

5. Agape has genuine reconciling power... I John 4:20-21

It is never reactionary, but takes the initiative to restore and reconcile, consistent with principle, as per (4) above.

6. We must mature in agape... I John 4:7-12; 16-18, etc.

We have not only received love, but have been reborn with a love nature- Born of God who is love.

7. We can handle the pressures and challenges if we are perfected in the love of God.

Let us then meet the challenges by...

WISDOM - right reasoning

FAITH - right believing

LOVE - right living





## 2. THE CALL OF GOD

### **I. WHAT CONSTITUTES A CALL?**

- A. The Great Commission? MARK 16:15-18
- B. Recognition of a Need? MATTHEW 9:36, 38
- C. Realization of Shortness of Time? JOHN 4:35
- D. Desire to Serve? I TIMOTHY 3:1
- E. A Call from some People or Place? ACTS 16:9
- F. Circumstances? ACTS 8:1
- G. A Prophetic Utterance? ACT 13:1-3
- H. The Invitation of Leader or Leaders? ACTS 15:36-41
- I. Other Factors?

### **II. CONFIRMATION OF THE CALL**

- A. Patience (or endurance) PASLM 37:4-7;  
JAMES 1:2-4;  
HEBREWS 10:36-37
- B. Counsel PROVERBS 11:14; 15:22  
JAMES 3:17-18;  
MATTHEW 18:19-20
- C. Spiritual Gifts ACTS 13:2. Cf. 20:22-24; 21:4; 21:10-14
- D. Double Witness ACTS 10
- E. Circumstances I CORINTHIANS 16:9;  
ACTS 6:8; 9:15-16;  
I THESSALONIANS 2:18  
COLOSSIANS 1:7; 4:12-13

Consider:

who favours

and

who opposes

F. A Fleece JUDGES 6:36-40

G. Acceptability ROMANS 12:2

### **III. THE COST OF A CALL**

A. It demands top priority

B. Systematic Bible Training 2 TIMOTHY 2:15

C. Personal Preparation:

1. Home Life

2. Human Relationships

3. Physical Fitness

4. Speech Training, ect.

D. Spiritual Preparation:

1. Isaiah's Preparation ISATAH 6:1-9

2. Anointing

3. Personal Cross

4. Willingness to Serve MARK 10:42-45

5. Balanced Development 2 TIMOTHY 1:7

6. Spiritual Fatherhood

7. Buried Life JOHN12:23-26





## 3. THE MINISTER

This course deals with the personal, domestic and public requirements of servants of the Lord. While many points are directed to pastoral ministry, the principles expounded apply to all form of Christian service and ministry.

### I. THE MINISTER

Here are four fundamentals to successful service.

#### A. Ability

- |              |                  |
|--------------|------------------|
| 1. Natural   | MATTHEW 25:14-15 |
| 2. Developed | 2 TIMOTHY 2:15   |
| 3. God-given | I PETER 4:11     |

#### B. Reliability

1. Natural or developed characteristic.
2. Reliability determines effectiveness and usefulness of one's ability.
3. See PHILIPPIANS 2:19-21.
4. Can others **DEPEND** on you?  
Can the Lord **DEPEND** on you?  
Are you a good **TEAM MEMBER**?

#### C. Responsibility

1. Like a ballast in a ship
2. Only those possessing **RELIABILITY** are fit to be given responsibility.
3. Note word "grave" in I TIMOTHY 3:8-11- Means to take "serious things seriously".
4. GALATIANS 6:5 ("burden" means weight of responsibility).

#### D. Authority

1. Need authority commensurate with responsibility.
2. See TITUS 2:15

3. Responsibility without authority can break a person. Authority without responsibility can make him a dictator.

Successful service requires ability, reliability, responsibility and authority.

## **II. PERSONAL POINTS**

### **A. Develop Important Personality Traits**

1. Be judged as “spiritual” by the way you live, rather than by what you claim.
2. Be patient
3. Be tactful
4. Be courageous and not easily depressed
5. Inject friendliness into all associations
6. Learn to love people
7. Be approachable
8. Smile!

### **B. First Appearance Always Impresses**

1. Be neat
2. Dress as a professional person when on active duty
3. Be careful about appearance on ALL occasions
4. Appear neither as a “slouch” nor a “snob”

## **III. THE PASTOR'S HOME**

### **A. Pastoral Duties are mostly outside the Church**

(They include everything)

1. Right mate – choose with care!
2. Prayer - keep free in spirit and be always ready to pray over problems.
3. Peace - quarrel in private! Don't make the Pastor's domestic quarrels church property.

4. Always agree in public on matters of importance.
5. Confide all in your mate, unless in your discretion you bind yourself to the strictest confidence.
6. Keep all confidences (Develop a “forgetory”!)
7. Often trouble is caused in families by husband and wife not having an agreed basis for handling personal finances.

B. Children

1. Disciplined. Don't forget your own. Set example!
2. Train to spend time away from parents.
3. Keep them clean.

C. The House

1. Neatness
2. Co-operation between husband and wife.
3. Thrift, but not meanness
4. Hospitality

**IV. THE SERVICE**

A. Have Service well Prepared

1. Hymns chosen
2. Announcements written down
3. Insist on any items being a spiritual contribution and part of the ministry.
4. Be sure ALL is ready...
  - a. Song leader
  - b. Pianist/Organist
  - c. Organise persons to be responsible for all details

*Remember, details are important.*

## B. Platform Approach

1. Pray before service. Bind the “spirits”.  
  
Claim God’s blessings.
2. Start service decisively. If you are the leader of the service, then LEAD it! Let everyone hear you and follow you.
3. If you are on platform but not leading, sit at ease, don’t slouch, appear interested.
4. Approach pulpit with humble assurance. Greet the congregation pleasantly, with a smile, but with dignity.
5. Remember the preacher is the important personality, and his sermon the highlight of the entire service.
6. If you tired or sick, try not to show it- certainly don’t say it! If you are nervous, don’t confess it. If you are “flat”, the people will be “flatter”.
7. Choose familiar hymn for opening.
8. Give clear directions, such as, “Let us stand”. Don’t have congregation straggle to its feet.
9. Conduct service according to its type-Evangelistic, Communion, Teaching, Prayer, Divine Healing, etc. Choose appropriate hymns.

## C. Conducting the Service

1. Remember the clock. We are not in eternity yet!
2. Remember your objective and plan service accordingly. If out to win souls- have those souls in mind in all that you do and say. So with the purpose of healing, teaching, worship, etc.  
  
Maintain your objective throughout service.
3. Announcements are important. Often them in printed form, or outline them distinctly. Most people neither listen carefully nor remember accurately! Make announcements plainly and don’t bury them in long exhortations.  
  
Sell your product- but sell in quickly.
4. Sample outline of service...

- a. Opening hymn
- b. Prayer - brief in gospel services
- c. Welcome - some visitors may be welcomed by name
- d. Hymn or chorus
- e. Announcements
- f. Offering - if singing during taking of offering, have well-known choruses or familiar hymn- not the rousing type of hymn one wants to STAND to sing!
- g. Sermon
- h. Hymn (appropriate to type of sermon)
- i. Dismissal prayer and benediction
- j. Sometimes doxology, or suitable chorus- or just "Goodnight and God bless you!"

(Doxology or chorus gives you opportunity to go to door to shake hands).

## **V. VISITATION**

### **A. The Need**

#### **1. In Pioneering:**

- a. We are always pioneering in new hearts
- b. Following up contacts
- c. Following up new converts. They will have questions which need personal answering ... Inhibitions... Confusion... Prejudices... or joyful testimony.

All these demand a personal visit.

- d. Remember contacts and converts are PEOPLE, not statistics. They have personal feelings, interests, families, homes, jobs –and a soul!

#### **2. In Pastoring**

- a. Helps you to understand members of your congregation.

- b. Helps the members understand their Pastor.
- c. Gives opportunity for personal ministry which cannot be achieved in public meetings.
- d. Personal contact with your members in their homes will help make your sermons more personal and vital.

**B. Ministers who must not visit or correspond**

**1. Evangelist:**

- a. Evangelist who have held campaigns in Churches should sever contact with the congregation at the close of the campaign and in future, contact the Church only through its official oversight.
- b. Evangelistic associations should also seek the support and co-operation of the people through the official oversight of the local Church.
- c. The same principle applies to independent Missionaries, etc.

**2. Former Pastors:**

Former pastors should sever all personal contact with the congregation.

- 3. **Never** visit another Pastor's member except when such a person has requested a visit. In most cases it is then common courtesy to advise the person's own Pastor, especially if a transfer of membership is suggested.
- 4. If **correspondence** is considered advisable and proper in any of the above cases, the Pastor concerned should be advised, or a copy of the correspondence forwarded to him.

This rule will establish your integrity and ethical conduct.

**C. Whom to visit ,and How**

**1. The sick:**

- a. Go as soon as possible - immediately if they are dying.
- b. If they are in hospital, endeavour to visit outside visiting hours

- . Give time alone with the patient.
- c. Ascertain their spiritual condition before you go to them.
- d. Live faith in your own life.
- e. Come straight to the point – express an attitude of faith . Don't encourage a confession of symptoms . Give them God's Word and encourage a positive attitude of faith and expectancy .

Many of the points made in JAMES5:14-16 may apply.

- f. Don't stay too long and thus tire the sick person. Leave them with their eyes on the Lord and in an attitude of praise.

## **2. The Distressed:**

- a. Fears, oppressions, ect...

Direct the person's faith to the Word. Teach them to use their own authority. If their problem persists, further visitation may be necessary and perhaps more specific ministry of deliverance.

- b. Domestic trouble, family strife, etc...

Be sure to understand exactly what the problem is and counsel according to the Word of God.

Present the authority and challenge of the Word as the only basis for faith and obedience.

Don't take sides in family disputes.

- c. Exercise care and discretion when counselling members of the opposite sex. In some cases it is preferable to visit with another worker, or invite the person concerned to come to your own home.
- d. Never answer a problem without finding out what they think. Get their point of view. Be a good listener! Remember, advice is rarely genuinely wanted even when it is genuinely asked for.
- e. Having discussed the problem, stay a short while and leave the people in a happy mood .Keep a good sense of humour.

## **3. The Flock - Pastoral calls:**

- a. Remember the importance of pastoral calls, especially when people

have not been at Church for two or more consecutive weeks. Find out why.

b. Talk about their interests.

Admire something in the house. Comment on the children – good points only.

Enjoy the photos, enjoy the food.

c. Remember all this is introductory.

You have called to minister to their needs.

d. Take money reluctantly.

Ask which fund it would be credited to.

Arrange to send receipt to them.

Accept personal donation only if it is the clearly expressed wish of the donor.

e. Terminate all calls on a positive note of victory and praise.





## 4. PETECOSTAL PREACHING

Are the basic principles of homiletics necessary for Pentecostal preaching?

Should the Pentecostal Preacher rely solely on the inspiration of the Holy Spirit?

### **I. THE MAN**

#### **A. The part the Preacher Played in New Testament Times**

1. Jesus – Matthew 4:17; Luke 4:18, 43.
2. Disciples – Mark 3:14; Luke 9:60; Mark 16:15
3. Paul – I Corinthians 1:17, 21; 9:16; Romans 10: 14; 2 Timothy 4:2.

#### **B. The Preacher 's Motives**

1. Genuine desire :
  - a. To share knowledge
  - b. To share experience
  - c. To minister to people
2. Earn the right to preach;
  - a. By study to instruct
  - b. By revelation to inspire
  - c. By experience to confirm and encourage

#### **C. The Preacher and the Holy Spirit**

1. The Holy Spirit and preaching

Notice emphasis on the Holy Spirit in these Scriptures...

Luke 4:18; Act 4:8, 31; 6:10; Romans 15:19;

I Thessalonians 1:5; 1 Peter 1:12.

Note: No preaching between Resurrection and Pentecost!

2. The Holy Spirit – filled Preacher.

Notice four fundamental truths in John 7:37-39:

- a. The thirst of one man ... *"if any man thirst"*.
- b. Amazing multiplication with that person ... *"Rivers"*.
- c. God uses and works through human personality... *"out of"* him.
- d. The truth must come from the personal experience of the preacher ... *"out of his belly."*

Too many people are like fountains which spurt water without tasting it.

3. Consider the element of prophecy in Pentecostal preaching :

- a. What is Prophecy?
- b. In what way can it be related to preaching?

4. The Holy Spirit filled Preacher and the Word of God.

Consider the first Pentecostal sermon. Acts 2:14-40.

Based on the Word of God (11Versrs).

#### **Four reasons to be Preachers of the Word:**

- a. It was the Holy Spirit who inspired the writing of the Word of God. 2 Timothy 3:16-17; 2 Peter 1:21. It is received by *revelation*, written by *inspiration*, understood by *illumination*.

But, what about Romans 7:6 and 2 Corinthians 3:6?

- b. The Word of God is the Spirit's weapon.

Ephesians 6:17; 2 Corinthians 10:4; Hebrews 4:12.

- c. The Word of God is the necessary stabilizing factor in our type of ministry.

I. The supernatural needs the guidelines of the Word.

II. The Word distinguishes between the spiritual and the psychic. Hebrews 4:12.

- d. The Word creates faith. Romans 10:17.

i. Faith is imperative. Hebrews 11:6

- ii. Miracles themselves do not create faith.
  - iii. Preaching about the Word does not create faith.
  - iv. Signs should follow and confirm the preaching of the Word.
5. But be correct in use of scripture :
- a. A “revelation” will be reasonable, logical, grammatical, etc.
  - b. Avoid excessive “spiritualizing”.
  - c. Have faith in the plain statements and facts of God’s Word.

## **II. THE MAKING OF THE SERMON**

### **A. The material**

- 1. Knowledge of the Word – through study (other translations, commentaries, etc.)
- 2. Knowledge of people – through meaningful contact with people.
- 3. General knowledge – through experience, reading, etc.

### **B. Meditation**

- 1. Prayerful attitude – from first elementary thought to the “amen”.
- 2. Faith attitude – believe the message, expect results.
- 3. Revelation on the Word -or spiritual insight; quickened word.

### **C. Decide type of Sermon**

- 1. Textual (to be explained )

A textual sermon is limited in effectiveness except for Gospel preaching.

Added by Ian Traill for clarification. The Textual Sermon covers a few verses, a verse, or part of a verse, but not the whole paragraph

- 2. Topical (to be explained )

A topical sermon can draw on full range of scripture in relation to a certain theme.

Added by Ian Traill for clarification. A topical sermon pulls together different passages of the Bible to support the topic being preached

3. Expository (to be explained )

An expository sermon is the ideal and only complete way to teach and apply Scripture in context.

Added by Ian Traill for clarification. An expository sermon brings light upon the meaning of a particular text or passage of Scripture.

D. Organise Material

Gather more material than can be used, then organise it into outline, with headings, sub-headings, etc, and prepare final draft of notes (to be demonstrated).

**III. METHOD OF DELIVERY**

- A. Know what you MEAN and HOW to say it. Don't preach to convince yourself!
- B. Be able to state the gist of the message in one clear sentence.
- C. Be relaxed through preparation.
- D. Preaching can be...
  - 1. Mind to mind - instructional
  - 2. Spirit to spirit - inspirational
  - 3. Person to person - personal
- E. Preaching can be...
  - 1. Teaching or hortatory (formal, instructional)
  - 2. Intimate or proclamatory

**IV. MANNERS OF A PREACHER**

- A. Pet them? Yes, if motives are right!
- B. A balanced diet - especially in pastoral ministry.  
(Give it yourself, or invite others to help) .
- C. How long? Less than the congregation expects!

Take liberties with time only if ...

1. Experienced enough to do so.
  2. People are obviously keen to listen.
  3. Local Pastor agreeable.
  4. You have enough to say.
- E. Be courteous!





## 5. CHRISTIAN LEADERSHIP AND TEAMWORK

### INTRODUCTION:

#### A. Should One Seek Leadership?

1. Is ambition a danger?

*"To aspire to leadership is an honourable ambition"*

*I Timothy 3:1 N.E.B.*

2. Should we seek the OFFICE of leadership, or the QUALITIES of Leadership?

*See Mark 10:42-45.*

#### B. Does God Seek Leaders?

1. I Samuel 13:14; Ezekiel 22:30; Psalm 75:6-7.
2. Gifts of leadership are IN and FOR the Body of Christ. I Corinthians 12:27-28.

### I. LEADERSHIP - NATURAL AND SPIRITUAL

Does Christian leadership depend on natural or spiritual qualifications, or both?

Consider these characteristics, for examples ...

#### Natural

1. Self-confident
2. Knows men
3. Can make decisions
4. Originates own methods
5. Enjoys commanding others
6. Independent
7. Independent

#### Spiritual

1. Confident in God
2. Also knows God
3. Seeks God's will
4. Seeks God's methods
5. Enjoys obeying God
6. Motivated by love for God & man
7. God-dependent

## **II. INDISPENSABLE PERSONAL QUALIFICATIONS**

### **1. DISCIPLINE:**

Consider "disciple". Must sit at feet of another and be disciplined, then learn to discipline himself, (his time, personal habits, manner of dress, physical fitness, etc.)

### **2. VISION:**

Must be a "seer", having "insight" and "foresight".

Must have a CONCEPT, an IDEAL, a GOAL.

Must be an OPTIMIST.

### **3. WISDOM:**

Compare wisdom and know ledge.

See Acts 6:3, Colossians 1:9; James 1:5.

### **4. DECISION:**

Decision-making ability must be governed by dictates of wisdom – seeking God's mind, consulting counsellors, etc.

### **5. COURAGE:**

Not stubbornness or pig-headedness, but strength to stand firm against opposition, and to meet difficulties without fear, depression or discouragement.

See Acts 4:13; 4:29-30; 2 Timothy 1:7; 2 Chronicles 32:7-8.

### **6. HUMILITY:**

Springs from a clear grasp of one's position in Christ, and a genuine desire to be service to others.

See Matthew 20:25-27; Philippians 2:3-4.

### **7. HUMOUR:**

Man should laugh, but remember he may be judged by how he laughs, and at what!



Humour is a great safety-valve, both for the leader and his followers.

8. ANGER:

Sinless anger is free from personal resentment or selfish interests.

See John 2:15-17; Mark 3:5; Ephesians 4:26.

9. PATIENCE:

Not idleness, nor indifference, but victorious endurance, especially in the leader's attitude toward:

A. Opposition or criticism from without

B. Weakness, inefficiency and mistakes of his team or followers.

See Romans 5:3-4; II Peter 1:6; Romans 15:1

10. FRIENDSHIP:

Must be disciplined, genuine and impartial, based on sincere love for people.

11. TACT:

Remember the other person is the more important, at least to himself!

"If you hope to gather honey, don't kick over the beehive".

12. SPIRITUALITY:

Notice the factors in New Testament leadership. They were FULL of . . .

A. The Holy Spirit and wisdom. Acts 6:3

B. Faith and the Holy Spirit . . . Acts 6:5, 11:24

C. Grace and power . . . Acts 6:8

11. RESPECT:

Win respect - don't demand it.

12. PERSISTENCE:

Stay with it; even though others give up!

13. BALANCE:

- a. Avoid extremes.
- b. Recognise there are two sides to a coin.
- c. Consider balance required of a whole person

(e.g 2 Timothy 1:7 - amplify and apply POWER – LOVE - SOUND MIND).

**III. THE PRICE OF LEADERSHIP**

Every genuine privilege bears an equal price. The price of the privilege of leadership includes . . .

- 1. Loneliness - Despite his friendly disposition.
- 2. Weariness - but always setting the pace.
- 3. Criticism - without resentment.
- 4. Jealousy - to be met generously.
- 5. Pressures – spiritual, mental, physical.
- 6. Price shared by loved ones - because of demands on time, priorities, etc.

**IV. THE LEADER AND HIS TEAM**

Leadership should produce teamwork, and properly organised teamwork will enhance the leadership.

A. General Rules

- 1. Multiply yourself in a team.
- 2. Channel your leadership through the team.
- 3. Think “teamwork”.
- 4. Talk teamwork (“we”, not “I”).
- 5. Act teamwork.

6. Be loyal and expect loyalty.

7. Give team members credit for their contribution.

B. Benefits of teamwork

1. Physical Benefits

Nearest approach to omnipresence!

Making up for each other's deficiencies.

(Story of the four lepers - 2 kings 7:8)

2. Mental Benefits

Organising specialised knowledge accumulated experience and combined ability.

"No two minds ever come together without thereby creating a third force - a master mind!"

3. Spiritual Benefits

Consider the following Scriptures . . .

Matthew 18:19-20; Acts 1:14, 2:1, 2:46, 4:24, 4:32 .

C. Personal cost of Teamwork

1. Must operate on spiritual basis, recognising spiritual calling of each member.

See Ephesians 4:1-3 .

2. Must constantly renew mind.

Ephesians 4:20-32; Philippians 1:27.

3. Must always choose between the various CONSTRUCTIVE and DESTRUCTIVE factors, such as...

<u>Constructive</u>	<u>Destructive</u>
1. Loyalty	1. Disloyalty
2. Faith (Vision, concept, trust, boldness, love, etc)	2. Fear (of failure, of competition, of surrendering authority, etc)
3. Allowing gift to make room for itself.	3. Demand recognition of self, positioned.
4. Lose self in something bigger	4. Self - centeredness
5. Communication, fellowship	5. Isolationism (through fear, pride)
6. Genuinely seek to understand other view point	6. Dogmatic attitudes.

#### D. Protection Afforded By Teamwork

See proverbs 11:14; 15:22.

A united team means safety and success.

#### E. Choice of Team Members

Among essential factors for successful team-membership are these . . .

1. Ability -- qualified for position held.
2. Reliability -- can be depended on.
3. Responsibility -- able and willing to assume responsibility for task
4. Authority -- delegated authority to get the job done.
5. Adaptability -- toward other team-members , and to changing circumstances.



## 6. COMBATING DISCOURAGEMENT

### I. THE CAUSE

ASK AND ASSESS...

#### A. Is It Factual?

1. The facts of the situation
2. The attitude of people.
3. Mistakes you have made.
4. Failure to do what you know to do.

#### B. Is it physical?

1. Are you sick?
2. Are you in need of physical rest?
3. Are you in need of physical exercise?

#### C. Is it Emotional?

1. Are you emotionally tired?
2. Are you in reaction?
3. Are you mentally stale?

#### D. Is it Spiritual?

1. Positively — the Lord's dealings.
2. Negatively — demonic oppression.

### II. THE CURE

#### A.

1. Face the facts; take appropriate action.
2. Face the people; discuss their attitudes.
3. Admit the mistakes; act to correct them.
4. Seek guidance/counsel; recommit.

B.

1. Seek prayer and/or medical advice.
2. Organise time to allow adequate rest.
3. Organise time for regular and systematic physical exercise daily.

C.

1. Organise rest, recreation, change.
2. Snatch the initiative; take action.
3. Holiday — Read — New approach.

D.

1. Go aside with the Lord; let Him talk.
2. Take authority; share with team.



## 7. SPECIAL SERVICES

### INTRODUCTION

Added by Ian Traill for clarification.

In this section of the study you will note that the references are made in retrospect to Australian law and this may not apply to you in your nation. Therefore it is imperative that you make all investigations in retrospect to the laws of a nation you live in.

#### I. GENERAL

- A. The Christian Revival Crusade is not like other denominations. Hence, fewer "outsiders" request funerals and weddings.
- B. Where Believers are concerned; it is possible to maintain a high standard. In any case, never agree to conduct a service where it is only a formality.
- C. There will nearly always be unbelievers present. Use the occasion as an opportunity for witness to Christ, but NEVER take advantage of the people. Let the Spirit do whatever is to be done.

#### II. FUNERALS

##### A. Legalities

There is no legal format required for a funeral service. It is not necessary to be a registered minister. The Undertaker will normally require your signature — that is all.

##### B. Form of Service

This is up to the minister in consultation with the bereaved: Normally the following procedure is adopted...

##### 1. At home, church or funeral parlour

Prayer, Bible reading, brief address, prayer. Hymns, if appropriate.

##### 2. At the grave or crematorium

Prayer, Bible reading, and committal.

These may be combined into one service if required.

Variations may include items, remarks by friends of deceased, etc.

NOTE: Some people prefer not to see the coffin lowered. The undertaker will normally agree with any request like this.

#### C. Fees

Normally we do not accept a fee from Church Members.

#### D. General Approach

Be natural and sincere. This counts more than anything. Avoid joviality or levity — it is, after all, a funeral. Seek the leading of the Spirit.

#### E. Types of Address

##### 1. Biographical

Related to life of deceased (N.B. If a good testimony).

##### 2. Consolatory

Emphasizing comfort in time of sorrow.

##### 3. Expository

Explaining the Biblical teaching re death, resurrection, second advent, etc.

Your approach will depend on the spiritual state of the deceased, as well as the Lord's leading.

#### F. Counselling

Time should be spent, both before and after the funeral, with personal counselling to the bereaved.

### **III. WEDDINGS**

#### A. Legalities

Only a registered minister may conduct a wedding. If another conducts the service, a registered minister must be present to witness the service and to complete the papers.

The following are required....



1. Notice of intended marriage.
2. Certificates for Registrar, for couple and for Church records.
3. Declarations of conjugal status.

Every detail of these papers must be exact. C. R. C. Ministers should be painstaking about this.

Additionally, the couple must provide Birth Certificates.

#### B. Form of Service

The law requires only public statements that "*I A. B. take you, C. D. to be my wife*", or words to that effect. The rest of the service is up to the minister in consultation with the couple.

Two basic approaches may be adopted.

##### 1. Informal

Minimum of ceremony, conducted something like a normal Crusade meeting.

##### 2. Formal

See copy of wedding service.

(Added by Tony Smits for clarification - Appendix Four)

Most people prefer some degree of ceremony. A blend of dignity with informality is ideal.

#### C. Fees

The Registry Office charges are \$20 during the week and \$25 Friday night and Saturdays in their Office. Weddings outside their premises are \$40. Use this as a guide.

Where a couple attend your church regularly, you may not feel like charging a fee.

Suggestion: Give them a card, simply explaining that your conducting of the service is your wedding gift to them.

NOTE: Wedding fees are taxable.

Added by Ian Traill for clarification

Please note that each nation may have different fees and regulation! Therefore it is imperative for you to make all investigation in retrospect to the laws of a nation you live in.

#### D. General Approach

1. Show personal interest in the couple.
2. Show personal interest in the people present.
3. Be sure that everyone is aware that this is a Christian wedding.
4. Sincerity and genuineness are vital.
5. Seek the anointing the anointing of the Spirit - you will probably be witnessing to more people than ever at a normal service.

#### E. Address

1. Short (maximum 15 minutes).
2. Addressed to bridal couple and to people.
3. Bridal party so placed that you can still see the congregation.
4. Scriptural – give clear witness, but do not take advantage of people.

#### F. Counselling

Pre-marital counselling will normally involve two to three nights if you choose to do it yourself, or alternatively, send to an already established Pre-marital Counselling class elsewhere which you have checked out and passes your approval.

##### 1. Completing of notice of Intended Marriage

Preliminary discussion re dates, places, form of wedding service, etc. If the minister has doubts about the rightness of the wedding, he should discuss them before completing the notice.

##### 2. Personal Counselling

This will involve a survey of Biblical teaching remarriage. Genesis 2; Psalm 45; Matthew 19; Ephesians 5; I peter

3 ,etc . . . And advice on the following ...

- Finance and budgeting
- Sex
- Family planning
- Dwelling place (NOT with in-laws)
- Worship

NOTE: Parents should do much of this, but often don't.

Recommended books: H. MILES - "Sexual happiness in Marriage

W. TROBISCH - "I Married you "( IVF)

### 3. Rehearsal and Completing the Certificates

Final signing is all that needs to be left to the wedding day.

**Check list** (Added by Tony Smits for clarification - Appendix Two)

### G. The Reception

The mood of the reception is too often dictated by presence of unsaved relatives. It is a once- only event. Christians should be encouraged to emphasize the Christian element.

### H. Problems

#### 1. Both Parties non-Christians.

See notes on secular service.

(Added by Tony Smits for clarification - Appendix Three)

#### 2. One party non-Christian.

Adapt the vows of necessary to suit the unbeliever. It is wrong to ask unbelievers to repeat vows they do not intend to keep.

Added by Ian Traill for clarification:

The basic outline as per appendixes are to be followed, but it is also recommended to allow the couple have some say in the content of the

service, with some limitations.

E. Bride Pregnant

Action depends on attitude of couple. Ideally, the bride should not wear white. However, this tends to penalise only the honest ones who "own up ".Normally, if the attitude is right, The wedding can proceed.

Note: If they are marrying only because this girl is pregnant, the marriage is wrongly-based and ought not to proceed.

Added by Ian Traill for clarification: Thus indicating a forced marriage.

Conclusion:

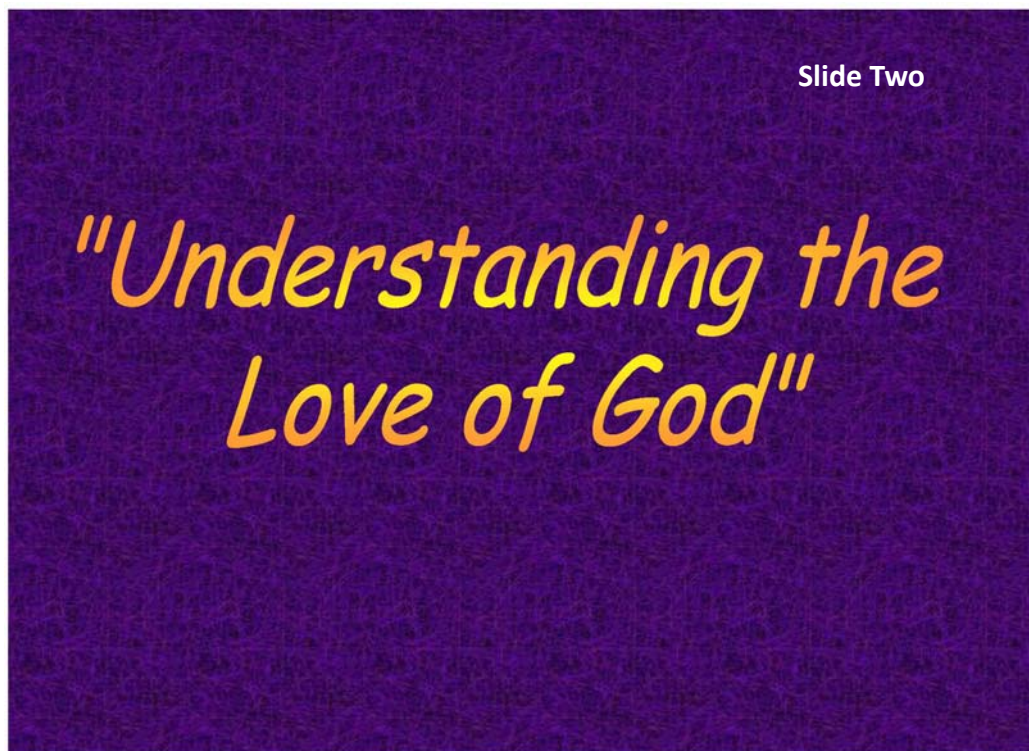
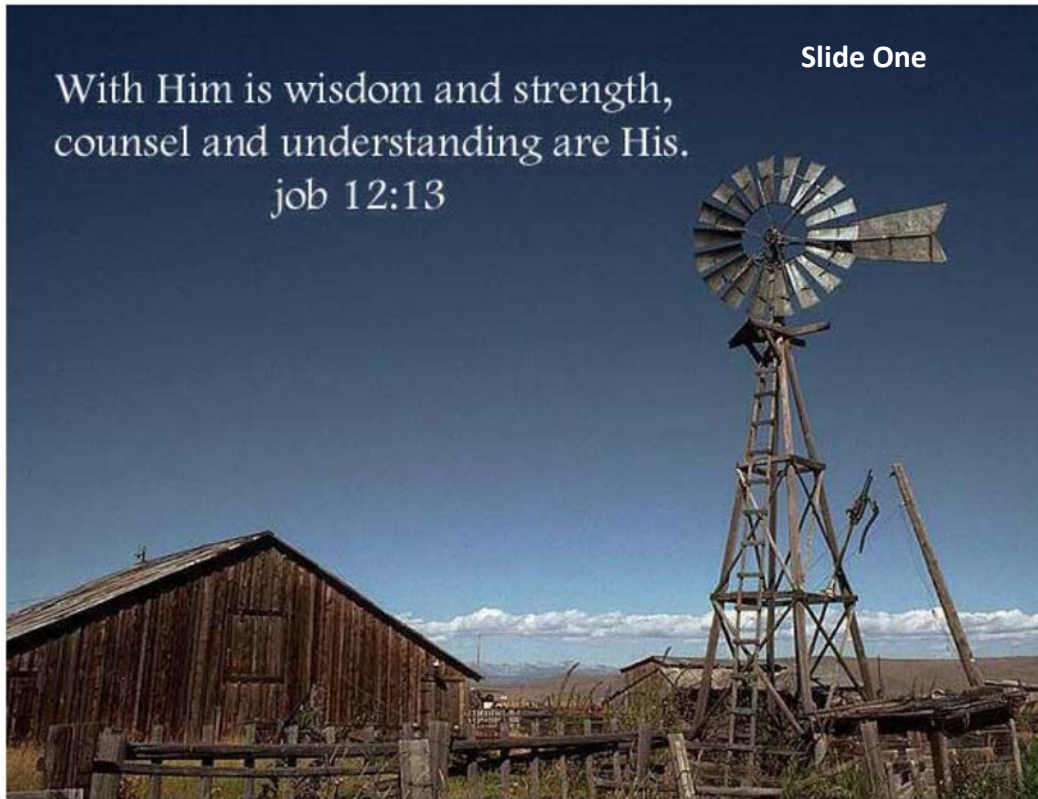
Funerals and weddings have become so meaningless in many churches that C.R.C. services, by their very sincerity and depth, challenge unbelievers and bless Believers.

Keep the standard high!



## Appendix One

Supplied by Pastor Tony Smits B.Th





Slide Three

## *"Understanding the Love of God"*

### Jude 1:3

Beloved, while I was very diligent to write to you concerning our common salvation, I found it necessary to write to you exhorting you to contend earnestly for the faith which was once for all delivered to the saints

Because once saved is not always saved !!

See v 5 The nation Israel

v 6 The Angels

v 7 Sodom and Gomorrah

Slide Four

Verse 8 – 19 is similar to 2 Peter chapter 2

But then verse 20-21 is the Challenge

A 4 fold challenge: "But you, beloved,

- building yourselves up on your most holy faith,
- praying in the Holy Spirit,
- keep yourselves in the love of God,
- looking for the mercy of our Lord Jesus Christ unto eternal life."

"keep yourselves in the love of God"

What is the "Love of God?"

Consider John 13: 34 "A New Commandment I give to you, . . ."

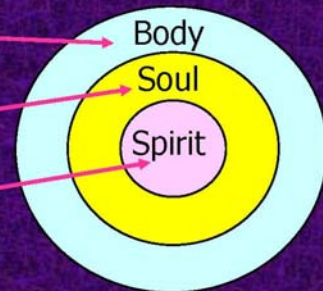
What is the old commandment Mat. 22:37-39?



Slide Five

In the Greek language there are 3 words for Love

- Eros – Physical attraction - sensual
- Phileo – Emotional attraction - feeling
- Agape – Unconditional commitment



## 1. The Challenge!!

Phileo is a human love that loves – “because of”

Agape is a Divine love that loves – “in spite of”

Note- John 13:34 “A new Commandment I give to you . . .

By this shall all men know that you are My disciples!!”

See also John 21:15-17 The reason V18-19 The answer Rom. 5:5

Slide Six

## 2. Loving our enemies - Matthew 5:44

- Mat. 5:9 – The Peacemakers are “huios” sons.
- Explained in detail in verses 43-48
- Verse 45 – That you may huios sons of your Father.

**The Challenge** – verse 44 “Agape” Love

not Phileo or Eros Love

**How to:**

Not

~~Feeling  
Attitude  
Behaviour~~

But

Attitude  
Behaviour  
Feeling

Love is not a feeling – Love is an Decision  
which we make with an Act of our Will  
in obedience to God’s Word



## In Summary

***"Let us go on to Maturity"  
by***

***"keeping ourselves in the love of God"***

**John 13:34** "A new Commandment I give to you . . .

**By this shall all men know that you are My disciples!!"**

**Even Loving our enemies** - Matthew 5:44

**"that you may be (huios) **sons** of your Father in heaven;"**

**Mat. 5:45**



## Appendix Two

Check list supplied by Pastor Tony Smits B.Th

BALLARAT CHRISTIAN FELLOWSHIP

Date ..... Names .....

These Things Need Your Personal Attention

1. Date and time of wedding.
2. Minister marrying you.
3. Fill in "Notice of Intended Marriage" and give to Minister, and produce birth certificate.
4. Provision of cars.
5. Provision of ring (rings?).
6. Recommend at least one bridesmaid and a best man.
7. Discuss form of service with Minister.
8. Hymns to be selected.
9. Entrance march to be selected.
10. Who is organist?
11. Who will provide and arrange flowers and church decoration?
12. At least two ushers are needed.
13. No confetti is allowed in the church or foyer.
14. The taking of photographs.
15. Who is to cater?
16. Master of Ceremonies.
17. Soloist or organ recital whilst register is being signed.
18. Who will come in with the bride and give her away?
19. There is no charge for the use of the church or the services of the Minister, but a donation may be made.
20. Printed hymn sheets.
21. Who will constitute the bridal party to come into vestry after service?



## Appendix Three

Service for non-believers supplied by Pastor Tony Smits B.Th

### WEDDING PROCEDURE

REMARKS TO CONGREGATION: (while upstanding)

"We are gathered together in the presence of God, to join together this man and this woman in holy matrimony which is commended by the Word of God to be honourable among all men, and therefore is not by any to be entered into unadvisedly or lightly, but reverently, discreetly, advisedly, soberly and in the fear of God. Into this holy estate these two persons present come now to be joined.

HYMN - PRAYER

CONGREGATION SEATED

"Who Gives this woman to be married to this man?"

SERMON

TO BRIDEGROOM:

"Will you have this woman, .....  
to be your wedded wife, to live together after God's ordinance in the holy estate of matrimony? Will you love her,

comfort her, honour, and keep her, in sickness and in health; and forsaking all others, cleave only unto her, so long as you both shall live?"

(I WILL)

TO BRIDE:

"Will you have this man, .....  
to be your wedded husband, to live together after God's ordinance, in the holy estate of matrimony? Will you obey him, and serve him, love, honour, and keep him, in sickness and in health; and, forsaking all others cleave only unto him, so long as you both shall live?"

(I WILL)

BRIDE AND BRIDEGROOM HOLD EACH OTHER'S  
RIGHT HAND

BRIDEGROOM: (Repeat)

"I ..... Take you ..... to be my wedded wife, to have and to hold from this day forward, for better, for worse, for richer, for poorer, in sickness and in health, to love and to cherish, till death do us part, according to God's law.

Page Two

BRIDE:

"I ..... take you ..... to  
be my wedded husband, to have and to hold  
from this day forward, for better, for worse,  
for richer for poorer, in sickness and in  
health, to love and to cherish, till death  
do us part, according to God's law.

RINGS - The ring(s) may now be used.

BRIDEGROOM: (Repeat)

" I give you this ring in token that I  
have taken you to be my wedded wife .....

BRIDE:

"I give you this ring in token that I  
have taken you to be my wedded husband  
.....

PRONOUNCEMENT:

Forasmuch as ..... and .....  
have consented together to live together  
in holy wedlock, and have witnessed the  
same before God and this company, and have  
given and pledged their faithfulness, each  
to the other, and have declared the same by  
giving and receiving a ring and by joining  
hands, I pronounce that they are man and wife  
in the name of the Father, and of the Son,  
and of the Holy Ghost. AMEN.

DEDICATORY PRAYER: (Congregation Standing)

Couple kneel for prayer.

HYMN:

Couple retire to sign register.

...oooOooo...

.....

.....

## Appendix Four

Service for believers supplied by Pastor Tony Smits B.Th



### **WEDDING SERVICE**

***of*** \_\_\_\_\_

***at*** \_\_\_\_\_

***on*** \_\_\_\_\_





WEDDING SERVICE



THE MINISTER WELCOMES THE CONGREGATION AND INVITES THEM TO SHARE IN THE SERVICE AS MUCH AS POSSIBLE. HE THEN SAYS:

MINISTER:

We are gathered together here in the sight of God and of this congregation, to join together this man and this woman in holy marriage.

Marriage is an honourable estate, instituted by God in the beginning, in Eden. It signifies to us the mystical union that is between Christ and His Church. Therefore, it is not by any to be entered into unadvisedly or lightly, but reverently, discreetly, soberly and in the fear of God.

Into this Holy relationship, these two persons,

.....and.....  
come now to be joined.

PRAYER:

HYMN:

SCRIPTURE READING:

(e.g. Genesis 2:18-24; Song of Solomon 2:1-17;  
1 Corinthians 13:1-13; Ephesians 5:21-33;  
Psalms 45:10-17, etc.)

MINISTER:

Who gives this woman to be married to this man?

THE BRIDEGROOM, HAVING NOW OFFICIALLY RECEIVED HIS BRIDE FROM HER FATHER (OR GUARDIAN) IS ADDRESSED BY THE MINISTER.



- 2 -

MINISTER:

The Bible says: *"For this reason a man shall leave his  
father and mother and be joined to his  
wife and the two shall become one".*

Will you.....have this woman.....  
to be your wedded wife,  
To live together after God's command in the  
holy estate of marriage;  
Will you love her, comfort her,  
honour and keep her,  
worship and pray with her,  
in sickness and in health,  
And forsaking all others keep only to her so long  
as you both shall live?

BRIDEGROOM:

I will.

MINISTER:

Will you.....have this man.....  
to be your wedded husband,  
To live together after God's command in the  
holy estate of marriage;  
Will you obey him and serve him,  
love, honour and keep him,  
worship and pray with him,  
in sickness and in health,  
And forsaking all others, keep only to him so long  
as you both shall live?

BRIDE:

I Will.

THE BRIDE AND GROOM NOW JOIN RIGHT HANDS AND THE  
GROOM REPEATS AFTER THE MINISTER.

- 3 -

BRIDEGROOM:

I.....take you.....  
to be my wedded wife, to have and to hold from this day  
forward, to share my faith in Christ and to make my home  
with you;  
    for better, for worse,  
    for richer, for poorer,  
    in sickness and in health,  
    to love and to cherish,  
    till death do us part,  
        according to God's Holy Word.  
Before God, I pledge you my faithfulness.

THE BRIDE NOW REPEATS AFTER THE MINISTER.

BRIDE:

I.....take you.....  
to be my wedded husband, to have and to hold from this day  
forward, to share my faith in Christ and to make my home  
with you;  
    for better, for worse,  
    for richer, for poorer,  
    in sickness and in health,  
    to love, cherish and obey,  
    till death do us part,  
        according to God's Holy Word.  
Before God, I pledge you my faithfulness.

MINISTER:

As the husband is head of the wife, and as he imparts to  
her his name, receiving her into his care and providence,  
.....now will place a ring on the finger of his  
bride as a token that he freely takes her to him as his  
wife.

THE BRIDEGROOM NOW RECEIVES THE RING FROM THE BEST MAN  
AND PLACES IT ON THE BRIDE'S FINGER. HE REPEATS AFTER  
THE MINISTER.

- 4 -

BRIDEGROOM:

With this ring I wed you now;  
with this token I keep covenant with you  
with all my worldly goods I thus endow you;  
through the love of God,  
and the grace of the Lord Jesus Christ,  
and the fellowship of the Holy Spirit.  
*Amen.*

IF THE GROOM IS ALSO TO RECEIVE A RING, THE MINISTER  
NOW SAYS:

MINISTER:

As the wife is one with the husband, and as she receives  
his name, entering into his care and providence,  
.....now will place a ring on the finger of her  
bridegroom as a token that she freely takes him to her  
as her husband.

THE BRIDE NOW RECEIVES THE RING AND PLACES IT ON THE  
BRIDEGROOM'S FINGER. SHE REPEATS AFTER THE MINISTER.

BRIDE:

With this ring I wed you now;  
with this token I keep covenant with you;  
by this act I yield my name to you;  
through the love of God,  
and the grace of the Lord Jesus Christ,  
and the fellowship of the Holy Spirit.  
*Amen.*

MINISTER:

*(To the Bridegroom)*

Thus you.....are to shelter.....'s  
life with strong, protecting love.

- 5 -

*(To the Bride)*

Thus you are to wear your ring as the enclosing  
bond of reverence and of faith in Jesus Christ  
together fulfilling the perfect circle of duty  
and love that makes you one.  
May your love for one another,  
your devotion and your faith,  
be unending like the circle  
of this ring (*these rings*)  
eternally.

THE BRIDE AND GROOM AGAIN JOIN THEIR RIGHT HANDS  
WHILE THE MINISTER SAYS:

MINISTER:

Those whom God has joined together,  
Let no man put asunder.

Forasmuch as.....and.....have  
consented to live together in holy wedlock; and  
have witnessed the same before God and before  
this congregation;  
and have given and pledged their faithfulness,  
each to the other;  
and have declared the same by the giving and  
receiving of a ring;  
I pronounce that they are man and wife together  
in the name of the Father,  
and of His Son,  
and of the Holy Spirit.  
*Amen.*

THE BRIDE AND GROOM MAY KISS.

THEY THEN KNEEL FOR THE LAYING ON OF HANDS AND  
THE DEDICATORY PRAYER.

DEDICATORY PRAYER: (*See last page*).

- 6 -

AN ITEM or the singing of an appropriate chorus may be included here.

MINISTER'S REMARKS:

HYMN:

WHILE THE HYMN IS BEING SUNG, THE REGISTER MAY BE SIGNED BY THE BRIDAL COUPLE AND THE TWO WITNESSES. THE REST OF THE BRIDAL PARTY MAY REMAIN AT THEIR POSITIONS, OR JOIN THE BRIDE AND GROOM.

CONCLUDING PRAYER (Optional)

"Now may the God of peace who brought again from the dead our Lord Jesus Christ, the great shepherd of the sheep, by the blood of the eternal covenant, equip you.....and.....with everything good that you may do his will, working in you that which is pleasing in his sight, through Jesus Christ, to whom be glory for ever and ever."

Amen. (Hebrews 13:20-21).

NOTE: The Minister's remarks may be given before the vows, or after the signing of the register if this is preferred. In either case, they should be based on the Word of God, emphasizing the Christian concept of marriage.

\* \* \*



